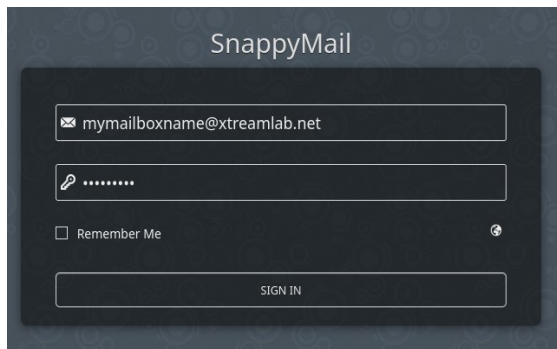
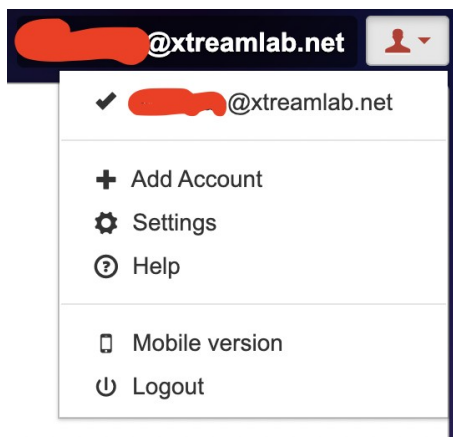


## Using Xtremlab's SnappyMail service

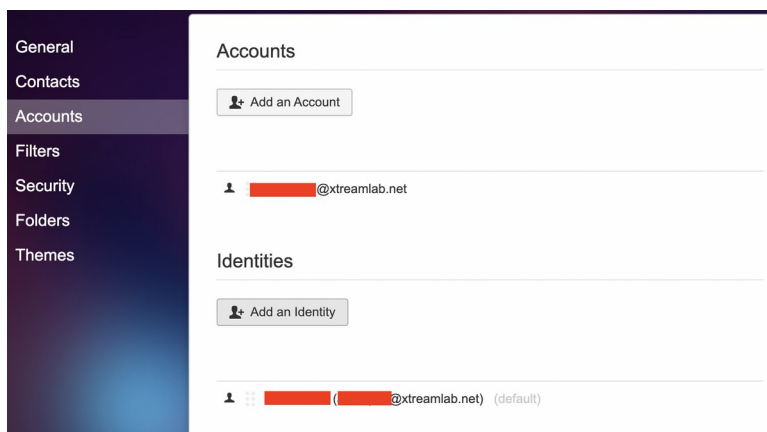
Visit <https://snappymail.xtremlab.net> and login using your Xtremlab mail mailbox name with @xtremlab.net appended and your password, for example, if your mailbox were *mymailboxname*, then you'd login thus:



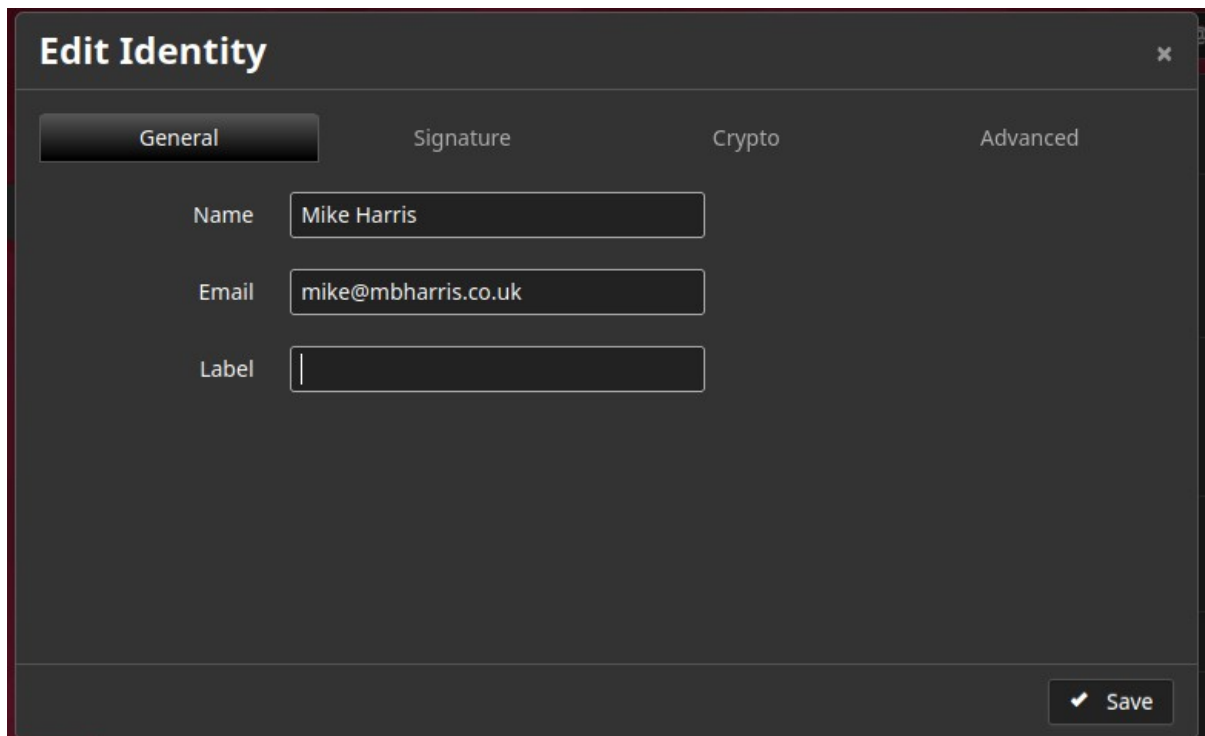
First time you're in you should set up your email address and signature, so to Settings on the top right menu:



Go to Accounts and Add an Identity:

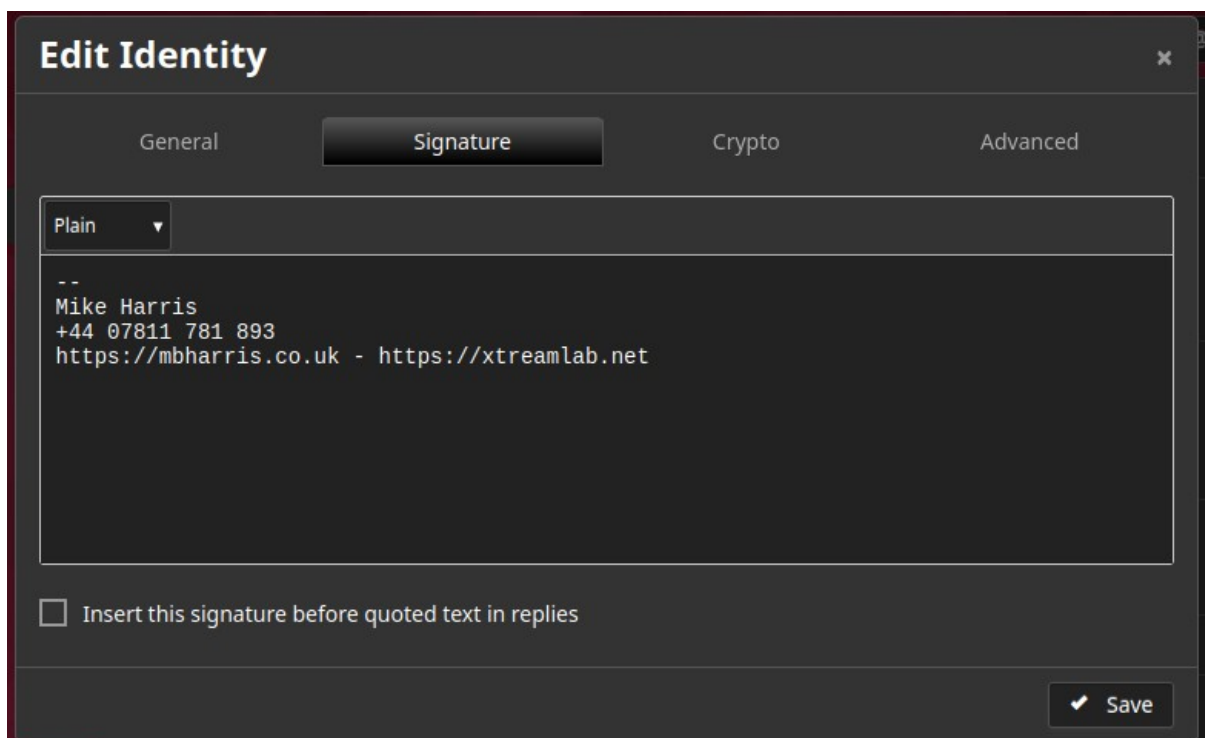


Now you can add the outgoing email address (e.g. [getintouch@mydomain.com](mailto:getintouch@mydomain.com)) and add how you like it to be displayed with your name in the **General** tab:



The screenshot shows the 'Edit Identity' dialog box with the 'General' tab selected. The dialog has a title bar with 'Edit Identity' and a close button. Below the title bar are four tabs: 'General', 'Signature', 'Crypto', and 'Advanced'. The 'General' tab is active and contains three input fields: 'Name' with the value 'Mike Harris', 'Email' with the value 'mike@mbharris.co.uk', and 'Label' which is empty. A 'Save' button with a checkmark icon is located at the bottom right of the dialog.

And the signature at the foot of your emails in the **Signature** tab:



The screenshot shows the 'Edit Identity' dialog box with the 'Signature' tab selected. The dialog has the same title bar and tabs as the previous screenshot. The 'Signature' tab is active and contains a dropdown menu set to 'Plain'. Below the dropdown is a text area containing the following signature text:  
--  
Mike Harris  
+44 07811 781 893  
<https://mbharris.co.uk> - <https://xtreamlab.net>


Below the text area is a checkbox labeled 'Insert this signature before quoted text in replies', which is currently unchecked. A 'Save' button with a checkmark icon is located at the bottom right of the dialog.

Click the **Save** button, bottom right.

Then set your new identity as the default by dragging it above the original one ending in @xtreamlab.net, for example:

### Identities

---

 Add an Identity

---

 @xtreamlab.net) (default)


  Reginald Bunkum (getintouch@mydomain.com)



To

### Identities

---

 Add an Identity

---

  Reginald Bunkum (getintouch@mydomain.com) (default)



 @xtreamlab.net)

And you should be ready to go!